

# GEORGE PAG. 108

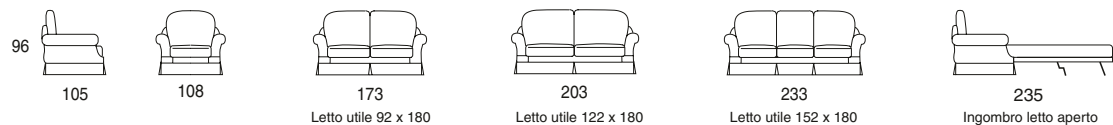
Disegno di Andrea Danti Modello depositato



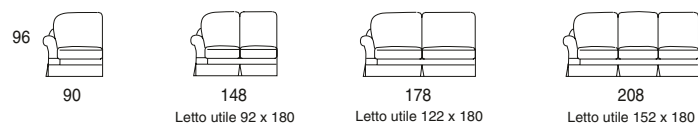
Struttura: fusto in legno imbottito con poliuretano espanso rivestito con vellutino accoppiato in resinato.  
Molleggio: molle in acciaio.  
Cuscino seduta e schienale: imbottitura in piuma.  
Il rivestimento è completamente sfoderabile.  
Disponibile anche nella versione letto estraibile dotato di materasso in poliuretano espanso e rete ortopedica o in maglia metallica.  
In questo caso viene eliminato il molleggio.

Structure: body in wood, padded with polyurethane foam upholstered with resin-backed velveteen upholstery.  
Springs: steel springs.  
Seat and back cushion: feather padding.  
The covers are completely removable.  
Also available in the sofa-bed version, equipped with polyurethane foam mattress and orthopaedic or metal mesh mattress base.  
In this case the spring system is eliminated.

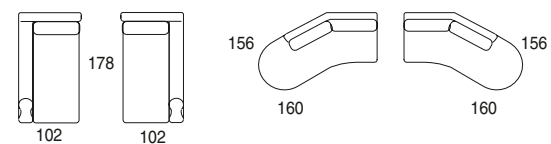
## Poltrona e divani - Armchair and sofas



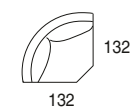
## Terminali sx/dx - L/R end units



## Penisole angolari dx / sx - L/R corner peninsulas



## Angolare - Corner unit



## Pouff - Pouffe

